



Location: CMA5b - Pedestrian Plaza

Report on 24-hour TSP monitoring for EP-376/2009

Action Level - 209.9 µg/m³

Limit Level - 260 µg/m³

Date	Sampling Time	Weather Condition	Filter paper no.	Filter Weight, g		Elapse Time, hr		Sampling Time, hr	Flow Rate, m ³ /min			Total Volume, m ³	TSP Level, µg/m ³
				Initial	Final	Initial	Final		Initial, Q _{si}	Final, Q _{sf}	Average		
29-Nov-17	8:00	Cloudy	22856	2.6499	2.8054	9416.31	9440.31	24.00	0.83	0.83	0.83	1199	129.7
5-Dec-17	8:00	Fine	23278	2.6733	2.9408	9443.31	9467.31	24.00	1.06	1.06	1.06	1526	175.3
11-Dec-17	8:00	Fine	23231	2.6716	2.9510	9470.31	9494.31	24.00	0.84	0.85	0.84	1215	229.9
16-Dec-17	8:00	Fine	23356	2.6772	2.8129	9497.31	9521.31	24.00	0.71	0.72	0.71	1029	131.9
22-Dec-17	8:00	Fine	23468	2.6225	2.8533	9524.31	9548.31	24.00	0.99	0.99	0.99	1426	161.8

Report on 1-hour TSP monitoring for EP-376/2009

Action Level - 339.7 µg/m³

Limit Level - 500 µg/m³

Date	Sampling Time	Weather Condition	Filter paper no.	Filter Weight, g		Elapse Time, hr		Sampling Time, hr	Flow Rate, m ³ /min			Total Volume, m ³	TSP Level, µg/m ³
				Initial	Final	Initial	Final		Initial, Q _{si}	Final, Q _{sf}	Average		
30-Nov-17	8:45	Cloudy	23153	2.6774	2.6843	9440.31	9441.31	1.00	0.83	0.80	0.82	49	140.8
30-Nov-17	10:50	Cloudy	23160	2.6703	2.6807	9441.31	9442.31	1.00	0.83	0.80	0.82	49	212.2
30-Nov-17	13:00	Cloudy	23166	2.6587	2.6797	9442.31	9443.31	1.00	1.09	1.05	1.07	64	327.9
6-Dec-17	8:50	Fine	23238	2.6637	2.6780	9467.31	9468.31	1.00	0.84	0.84	0.84	51	282.6
6-Dec-17	13:00	Fine	23263	2.7022	2.7155	9468.31	9469.31	1.00	0.84	0.84	0.84	51	262.8
6-Dec-17	14:05	Fine	23268	2.6678	2.6831	9469.31	9470.31	1.00	0.84	0.84	0.84	51	302.3
12-Dec-17	9:30	Cloudy	22845	2.6534	2.6770	9494.31	9495.31	1.00	0.99	0.99	0.99	59	397.6
12-Dec-17	10:45	Cloudy	22846	2.6896	2.7036	9495.31	9496.31	1.00	0.85	0.81	0.83	50	282.1
12-Dec-17	13:00	Cloudy	23366	2.6648	2.6762	9496.31	9497.31	1.00	0.85	0.85	0.85	51	224.8
18-Dec-17	8:50	Fine	23486	2.6056	2.6103	9521.31	9522.31	1.00	0.86	0.86	0.86	52	90.8
18-Dec-17	10:10	Fine	23479	2.6108	2.6230	9522.31	9523.31	1.00	0.86	0.86	0.86	52	235.6
18-Dec-17	13:50	Fine	23472	2.6069	2.6249	9523.31	9524.31	1.00	1.01	1.01	1.01	61	297.3
23-Dec-17	8:50	Fine	23434	2.6231	2.6366	9548.31	9549.31	1.00	1.02	1.02	1.02	61	220.0
23-Dec-17	9:55	Fine	23575	2.6027	2.6247	9549.31	9550.31	1.00	1.02	1.02	1.02	61	358.6
23-Dec-17	11:00	Fine	23568	2.6256	2.6371	9550.31	9551.31	1.00	1.02	1.02	1.02	61	187.4



Location: CMA6a - WDII PRE Office

Report on 24-hour TSP monitoring for EP-376/2009

Action Level - 207.1 µg/m³

Limit Level - 260 µg/m³

Date	Sampling Time	Weather Condition	Filter paper no.	Filter Weight, g		Elapse Time, hr		Sampling Time, hr	Flow Rate, m ³ /min			Total Volume, m ³	TSP Level, µg/m ³
				Initial	Final	Initial	Final		Initial, Q _{si}	Final, Q _{sf}	Average		
29-Nov-17	8:00	Cloudy	22861	2.6642	2.7353	3119.21	3143.21	24.00	1.06	1.06	1.06	1525	46.6
5-Dec-17	8:00	Fine	23276	2.6811	2.8237	3146.21	3170.21	24.00	1.07	1.07	1.07	1540	92.6
11-Dec-17	8:00	Fine	23379	2.6572	2.8086	3173.21	3197.21	24.00	1.07	1.07	1.07	1540	98.3
16-Dec-17	8:00	Fine	23350	2.6753	2.8115	3202.23	3226.23	24.00	1.08	1.09	1.08	1561	87.2
22-Dec-17	8:00	Fine	23469	2.6131	2.7572	3229.23	3253.23	24.00	1.07	1.07	1.07	1543	93.4

Report on 1-hour TSP monitoring for EP-376/2009

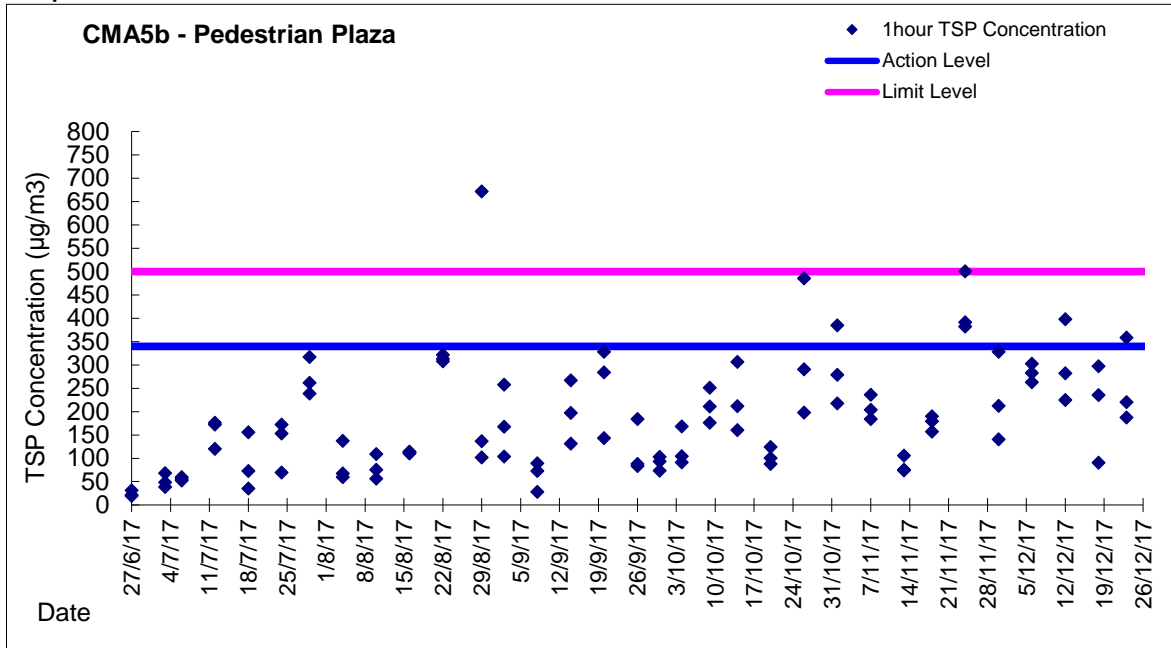
Action Level - 333 µg/m³

Limit Level - 500 µg/m³

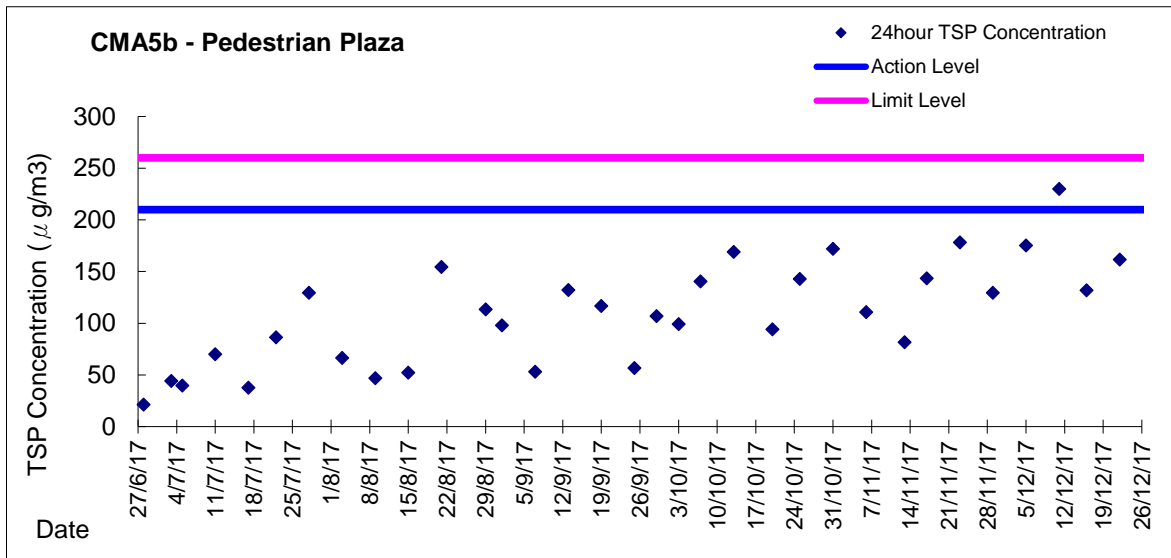
Date	Sampling Time	Weather Condition	Filter paper no.	Filter Weight, g		Elapse Time, hr		Sampling Time, hr	Flow Rate, m ³ /min			Total Volume, m ³	TSP Level, µg/m ³
				Initial	Final	Initial	Final		Initial, Q _{si}	Final, Q _{sf}	Average		
30-Nov-17	8:45	Cloudy	23179	2.6872	2.6904	3143.21	3144.21	1.00	1.06	1.06	1.06	64	50.3
30-Nov-17	10:49	Cloudy	23285	2.6886	2.6932	3144.21	3145.21	1.00	1.06	1.06	1.06	64	72.3
30-Nov-17	13:00	Cloudy	23167	2.6646	2.6687	3145.21	3146.21	1.00	1.06	1.06	1.06	64	64.4
6-Dec-17	10:55	Fine	23265	2.6741	2.6803	3170.21	3171.21	1.00	1.07	1.07	1.07	64	96.7
6-Dec-17	13:00	Fine	23269	2.6712	2.6818	3171.21	3172.21	1.00	1.07	1.07	1.07	64	165.3
6-Dec-17	15:00	Fine	23237	2.6856	2.6967	3172.21	3173.21	1.00	1.07	1.07	1.07	64	173.1
12-Dec-17	9:40	Cloudy	23375	2.6692	2.6747	3199.21	3200.21	1.00	1.00	1.00	1.00	60	91.3
12-Dec-17	10:50	Cloudy	22840	2.6432	2.6470	3200.21	3201.21	1.00	1.00	1.00	1.00	60	63.1
12-Dec-17	13:00	Cloudy	23365	2.6776	2.6823	3201.21	3202.21	1.00	1.07	1.07	1.07	64	73.2
18-Dec-17	8:45	Fine	23484	2.5935	2.6029	3226.23	3227.23	1.00	1.09	1.09	1.09	65	144.1
18-Dec-17	10:25	Fine	23478	2.6190	2.6269	3227.23	3228.23	1.00	1.09	1.09	1.09	65	121.1
18-Dec-17	13:00	Fine	23390	2.6703	2.6793	3228.23	3229.23	1.00	1.09	1.09	1.09	65	138.0
23-Dec-17	8:50	Fine	23578	2.6074	2.6162	3253.23	3254.23	1.00	1.07	1.07	1.07	64	137.3
23-Dec-17	9:58	Fine	23574	2.6108	2.6171	3254.23	3255.23	1.00	1.07	1.07	1.07	64	98.3
23-Dec-17	11:00	Fine	23567	2.6012	2.6072	3255.23	3256.23	1.00	1.07	1.07	1.07	64	93.6



Graphic Presentation of 1 hour TSP Result for EP-376/2009

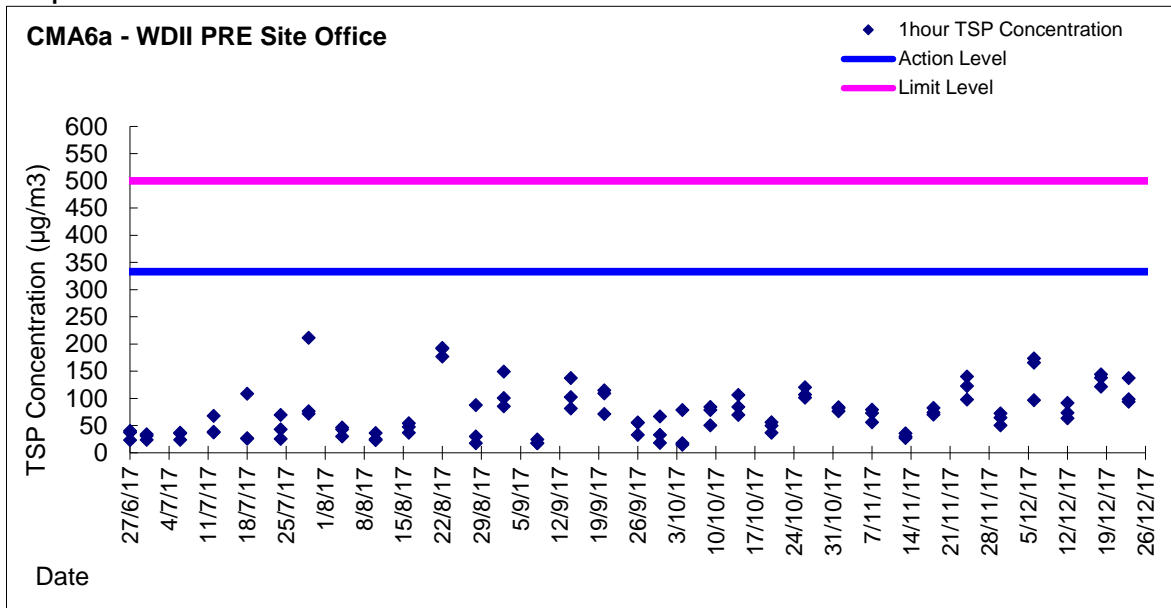


Graphic Presentation of 24 hour TSP Result for EP-376/2009





Graphic Presentation of 1 hour TSP Result for EP-376/2009



Graphic Presentation of 24 hour TSP Result for EP-376/2009

